



## Dirty Digs

March



### ACMGA President Sondra Henley

Our January meeting provided attendees an opportunity to preview events planned for the coming year.

Along with the ACMGA projects and committees, members had a chance to hear 2025 conference chairmen give a brief description of their duties and the help they would need. Our March 4, Conference Chairs meeting report is on page 5.

Our greatest priorities are our Demonstration Garden, Prattvillage Garden, and our Annual Plant Sale in April. These are our greatest concerns to maintain and incorporate our Mission and Vision. (page 6) We also support other ACES programs, including 4-H,

Friends of the Forest, Farm City Week, and the Landowners Tour.

Our partnership with the Forestry Department included making labels for thousands of trees for Arbor Day. Our members gave away the labelled trees in Autaugaville and Prattville in February. We answered attendee questions, promoted the MG Intern Class, and tried to stay warm!

Our newest endeavor will be "ASK A MG" which will be held on Saturdays in April, May, June, September, and October from 9-11am at the Home Depot in Prattville.

#### Inside this issue:

<i>Presidents Message</i>	1
<i>Chairmen Reports</i>	2
<i>ACMGA Conference</i>	5
<i>Hot Pepper Scale</i>	8
<i>Spotlight</i>	9
<i>Woodland Chapel</i>	11
<i>ACMGA Plant Sale Flyer</i>	14
<i>Garden Tips</i>	15
<i>ACMGA Plant Sale</i>	17
<i>PVG Report</i>	23
<i>PVG New Owners</i>	26
<i>Birthdays</i>	27

#### Special points of interest:

- *Prattvillage Report*
- *Garden Tips*
- *ACMGA Conference*



AMGA Website  
[Alabamamg.org](http://Alabamamg.org)



Autauga MG Website  
[www.aces.edu/autauga](http://www.aces.edu/autauga)



Extension Website  
[mg.aces.edu](http://mg.aces.edu)



Each Saturday two MGs will answer gardening questions and promote the MG Intern Class.

In June, we will return to the Prattville Farmers Market to promote the MG Intern Class, which will start registration June 1-30, and answer questions about gardening.

We have a full year of programs. Nancy, our Vice President always wants to hear what programs you want brought to ACMGA. Additionally, Nancy and the Field Trip Committee want to know where you want to tour.

ACMGA's new secretary, Amy Richardson, and new Treasurer, Elijah Pugh, are working hard to learn their new jobs. Remember to thank Linda Barry and Dian Owens for jobs well done these past couple of years.

### **ACMGA Vice President Nancy Waggoner ACMGA Programs/Tours**

ACMGA members enjoyed two outstanding program presentations to start off 2024; in February, Debbie Boutelier's topic title was *Le Jardin Potager* presented with beautiful photos of this type garden from around the country. Debbie also shared photos of her own wonderful Potager Garden that she describes as in development.

In March, Betsy Smith, PhD was our guest speaker and presented "Open the Gift of Herbs". Dr. Smith introduced her talk with classification and types of herbs; an activity followed. She will be a program speaker at the 2025 AMGA Conference here in Prattville. Her topic will be related to herbs and children.

ACMGA members will be on the road in May!

The ACMGA Handbook/Directory will hopefully be ready to disburse at the March Meeting. The board voted for the handbook to be printed in Black and White.

I look forward to our annual plant sale and have been potting plants. See Bionca Lindsey's article about the plant sale for everything you need to know.

Enjoy this great Spring weather!

Sondra



On May 9th, we will travel by carpool to Aldridge Gardens in Hoover for a guided tour. All ACMGA members and interns are welcome to attend. Details and a sign-up sheet will be available at our April meeting.

Also, tentative plans are for a trip to enjoy a tour of Young's Farm nursery in June. The Travel Committee has been enthusiastically developing interesting ideas for field trips for ACMGA.

ACMGA member Debbie Boutelier explains the design basics of a Potager.



Betsy Smith, PhD and CCMGA introduces her topic 'Open the Gift of Herbs'.

Photos by Susan Clapp

## Demonstration Garden Glenn Huovinen



The first quarter of 2024 has been great in the Demo Garden. We did a soil test and will apply the suggested amendments, as we plant our Spring Summer plants.

We planted Crimson Clover for a cover crop, that will improve our soil. We are harvesting cabbages, broccoli, carrots, collards and turnips.

Early Spring we planted 2 types of potatoes, beets, carrots, radishes, kale, Swiss chard, onions and mustards.

We also installed 2 Bee Hotels to provide nesting places for solitary bees.

As of Feb.29, we have donated 79 pounds to AICC.

We have a great dedicated crew and invite other MGs to join us on Tuesday mornings.



## Lunch and Learn Vicki Williamson



ACMGA hosts the monthly Lunch and Learn programs on the 3<sup>rd</sup> Wednesday at 12 noon. The location is Trinity Methodist Church, 610 Fairview Ave. Prattville, AL

We closed 2023 with our own- Cathy Brooks, she presented a very interesting program on *Hydroponics*. This was Cathy's first presentation, as a Master Gardener. Her hard work was evident in her PowerPoint presentation and her knowledge of growing plants in a nutrient solution. We had 35 people attending.


We started 2024 with 2 Master Gardeners from Lee County, each working on their Advanced Master Gardener Certification.

In January Dianna Fortner shared her knowledge and experience on *Moonlight Gardens*, we had 30 people attending.

In February, we welcomed Carole Boroski's program on *Cover Crops to Improve your Soil*; I came away with a new attitude toward Mustard Greens! We had 33 people attending this very entertaining program.

In March we look forward to hearing from Karen Weber from CCMGA. She will speak on *Annual Flower Bed Success*. She is a Horticulturist with the Shakespeare Gardens.

## Hospitality Cheri Cook



The ACMGA New Year kicked off with a grits bar to enjoy after the business meeting; members brought a variety of delicious toppings for the grits. Themed table coverings and decorations were bold black, yellow, and white. It was a festive and delicious lunch. Traditionally, members bring snacks to each meeting, and, in February, Valentine-themed decorations were on the serving table.

In June, the AMGA will have its board meeting here in Prattville at the First Baptist Church, where the 2025 AMGA Conference, hosted by ACMGA, will be held. ACMGA members are welcome to attend this meeting. Members will provide refreshments.

## 2024 Conference Report Sondra Henley




We have approved:

- The conference schedule.
- Vendors and Silent Auction opening and closing times.
- Contracted with our speakers, Joe Lamp'l, Dr. Wesley Anderson, Betsy Smith, Jason Reeves, Grover Plunkett, and Laura Thompson Perry.
- Registration from January 1 – March 1, late registration March 2-conference date with no T-shirt or meals. No early bird registration. (tentative, still in committee)
- A rain plan for the Meet and Greet, which will keep us in the church's chapel for heavy hors d'oeuvres . Kim Wood will be on stand-by to put tablecloths on the round tables should we need them.
- A rain plan speaker if needed. (Debbie Boutelier)
- Boxed lunch from local business with turkey, ham, veggie options.

- We will talk with a caterer about the Meet and Greet and the Friday evening meal because the consensus was not for BBQ.
- The color of the conference shirt – Carolina Blue Dian Owens will make an early order for the workers at the 2024 conference so they can wear them at the table.
- Conference workers will wear their green aprons
- Advertising prices will be Full page, \$100, Half page \$50 and business card size \$25
- Conference forms were approved and the importance of filling in the information on each form gone over. Still need to discuss vendor form and layout.
- Permission given to sell WordCloud graphic– “What is a Master Gardener?”  
See:  
[https://www.acesagmg.site/strategic\\_docs/wordclouds\\_-\\_all\\_combined\\_06072023.jpg](https://www.acesagmg.site/strategic_docs/wordclouds_-_all_combined_06072023.jpg)
- Future meetings will follow each month after Lunch and Learn at Trinity United

## MG Intern Program Cheri Cook



The current class of intern members continue to work toward completing the 50 hours of volunteer service required for graduation. Several continue to work manning the Helpline while others participate in other AC-MGA activities.

## ACMGA Mission and Vision Sondra Henley



### Our Mission

We improve the lives of Autauga County residents through research-based horticulture education delivered by a dedicated, trained and involved Extension volunteer team.

### Our Vision

- Teach all generations.
- Inspire a lifelong pursuit of research-based knowledge.
- Serve as environmental stewards.
- Draw all people to the joys of gardening.

## Membership Jane Boysen



The Membership committee has been busy this first quarter sending cards. Eleven cards were sent for sickness and sympathy. And one card to a member transfer.

We are still planning a big push for membership at City Fest in May this year. We plan to have a team that will have information on how to become a Master Gardener and how to register for the fall 2024 Master Gardener class. In addition, packets of seeds will be available to give away to those stopping by our booth.

Coming soon, there will be an announcement of a scholarship to be given away to the outstanding 2024-25 intern upon completion of the Master Gardener class. More information will be available on this as we

get closer to our registration dates for the fall class.

As always, the membership committee asks for your help in sending us names of potential candidates that might want to become a Master Gardener or transfer to the Autauga County Association.

Also, please send us names of member concerns that you may know of that have not been mentioned at meetings.

Thank you for your help and support.

**ELMORE COUNTY**

**JOIN US FOR**  
**Ornamental Ponds & Water Gardens**

**FREE PROGRAM**



**Wednesday, April 3, 2024**  
**9:00 am to 11:30 am**  
**Pre-Registration Required**

**Elmore County Extension Office**  
**340 Queen Ann Road**  
**Wetumpka, AL 36092**  
**Call (334) 567-6301 (Space Limited)**



The Alabama Cooperative Extension System (Alabama A&M University and Auburn University) is an equal opportunity educator, employer, and provider. Let us know if you have any accessibility needs.

# THINKING OF GROWING NEW VARIETIES OF PEPPERS

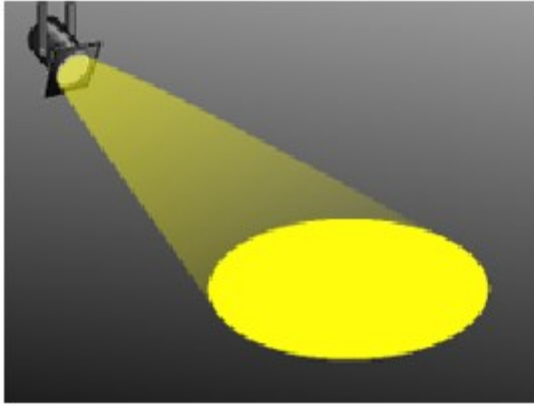
## CHECK THE HEAT BEFORE YOU ORDER

Glenn Huovinen

# Scoville Hot Peppers Scale







## SPOTLIGHT

### Anthony Yarbrough



Name: George Anthony Yarbrough

Status in life: Married

Education: BS, Agricultural Business and Economics from Auburn University

Career/Retired from: The Alabama Department of Environmental Management

What led you to your career? Basically, I was looking for a job and when ADEM offered me one, my belief in our/my duty to protect what God has given us was part of the reason I accepted the job.

What brought you to Autauga MGA or the MG Program: I have a farming background with my parents and grandparents and a love of growing things and wanted to learn the latest methods.

What are your hobbies? Music, gardening, tennis I played trumpet in the Auburn Band during college. I am a long-standing member of the Prattville Pops Community Band, which plays for civic events around the area. I am now the President of the PPCB Board. I also belong to a Montgomery band called the Up Beats Jazz Band which plays for nursing homes, churches, basically anyone that needs a band and I play for my church on occasion.

Favorite food: Lebanese food

Favorite plant/flower: Moon Vine, Dahlia, Blanket Flower,

I have always wanted to visit: the Vatican and the Holy Land

Favorite book or author: The Bible

How long have you been a resident of Autauga County? 43 years

Favorite thing you like about Autauga County? The People

Other comments: I have loved the Master Gardener program because of all the great people from the state to the local people. Extension agents are the greatest people to work with.

# Adrienne Yarbrough



Name: Adrienne Yarbrough,  
2023 Outstanding Autauga County Master Gardener of the Year

Status in life: Married to Anthony Yarbrough for fifty years.

Education: Bachelor of Business Administration

Career/Retired from: State of Alabama Postsecondary Education/  
Alabama Community College System

What led you to your career? I had already retired from one job, but after my husband, Anthony encouraged me to take the job, I was able to put in my 10 years and retire again with benefits.

What brought you to Autauga MGA or the MG Program? I have enjoyed gardening since the 5<sup>th</sup> grade and my husband wanted me to take the class. I told him when I retired, I would take the class, so I did in 2018.

What are your hobbies? Gardening and reading

Favorite food: Hot, buttered, homemade bread!

Favorite plant/flower: Daylilies

I have always wanted to visit: Key West

Favorite book or author: I don't have one favorite author. I like science fiction, mysteries, historical, autobiographies, DIY and fiction.

How long have you been a resident of Autauga County? 50 years

Favorite thing you like about Autauga County? Small community, less crime, clean environment, good people

Adrienne has been the Volunteer Hours Chair since 2020. She trained under Pam Olson in 2019 as her Co-Chair. She has been on the ACMGA Board since 2020 and served as Advisory Council Alternate Rep 2019-2023. She is a team member at Prattville and serves on the ACMGA Annual Plant Sale Committee.

Besides her volunteer work, she has four grandchildren in high school and college. She and Anthony attend St Joseph's Catholic Church in Prattville.

As a personal note, Adrienne is a dedicated member of ACMGA. For the commitment she has given to ACMGA, she certainly deserves the honor bestowed upon her as Outstanding Master Gardener of the Year 2023. Thank you, Adrienne!



# ARMSTRONG'S WOODLAND CHAPEL

By

Don Armstrong




In the fall of 2023, Don and Glenda Armstrong had a Chapel built on the highest rise west of their home. The Chapel was built by a minister! The Chapel has 6x6 inch columns. The trusses, a sight to behold, are made with 4x6 inch timbers. It is 12 feet x 20 feet and has a green metal roof. The Chapel has a copper covered steeple with a 12-inch brass bell that can be rung by all visitors. Of course, if you ring the bell, you have to say a prayer. The Chapel has wooden benches and a speaker's podium. Electrical power has been provided. The Welcome sign has inspirational hymns on it.

The Chapel overlooks the entire western side of the Armstrong Gardens. The Chapel is a great place to pause for reflection and for groups to visit. Don has been told it would be a great place for couples to renew their vows. When a lady, that Don did not know, asked him: "Why did you build the Chapel?" Don told her: "Because God told me to."



Below the Chapel is a Speaker's Platform. Built into this Speaker's Platform surface is a check-board, a fire pit, and a tic-tac-toe board. There is a retaining wall on the uphill side of the Speaker's Platform that is perfect for seating. Behind this wall, the hillside has been covered with a thick layer of woodchips (grit from the papermill) for comfortable seating too. Thirty or more people could listen to speakers in this area.

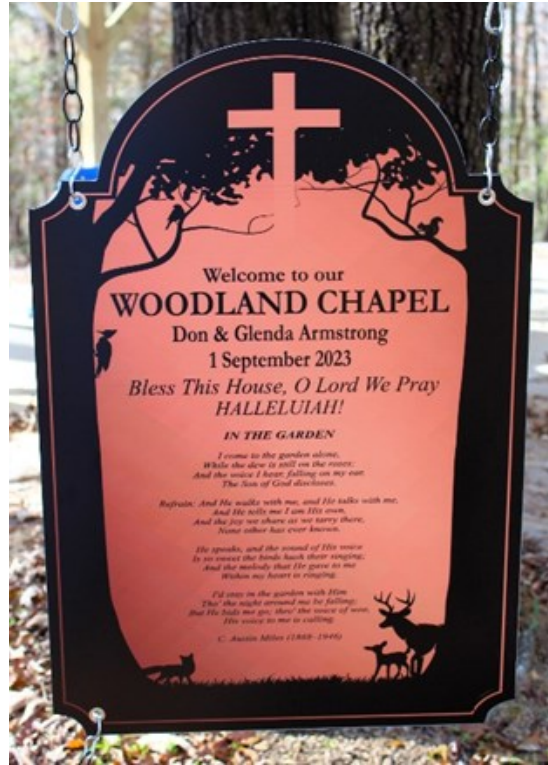
All (individuals and groups) are welcome to visit the Chapel, use the Speaker's Platform, and tour the gardens. Call Don, 334-361-0273, to set up a visit.



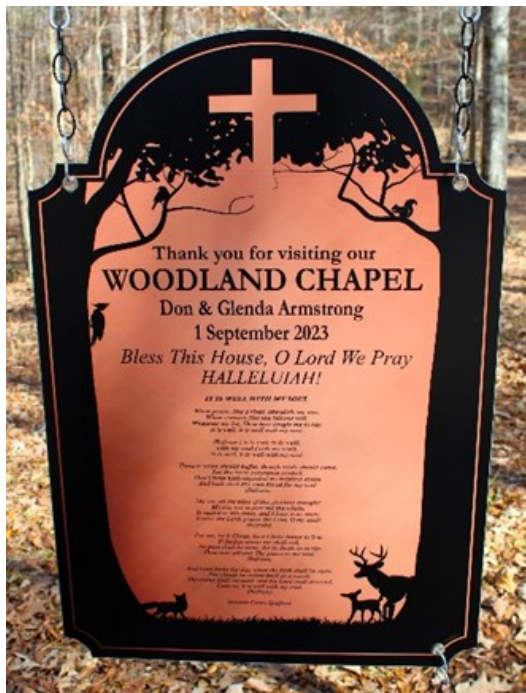
A Truss to Behold  
Copper Clad Steeple & 12 Inch Brass Bell



Sign



Front—Welcome



Back—Goodbye



Power Wonder  
Working Power



## Autauga County Master Gardeners Annual Plant Sale

Date and Time: April 27, 2024, 8:00 am – 12 noon

Location: Prattvillage Garden, 139 1st Street, Prattville AL 36067

Come one, come all! We have plants for you, our community!

**Annuals**

**Natives**

**Perennials**

Shade Lovers

Shrubs

Sun lovers

**HERBS**

Trees

Vegetables

Houseplants

Voucher for kids

## GARDENING CRAFT ITEMS MADE BY OUR MASTER GARDENERS



# Garden Tips

written by

Katherine J. Chapman

The gardening season in Alabama lasts all year long, but each month requires us to focus on different tasks in the garden. Our seasons have a rhythmic ebb and flow. The first three months of the year focus on preparing our gardens for the major growing season ahead. By April, the major work begins to unfold like a butterfly's wings. We emerge from the planning and prepping and find our way flittering from one area of the garden to the next, completing each of the necessary tasks for the month. Sometimes we look a bit erratic, but it all has a beautiful purpose. A few of these tasks for April include:

- Fertilize the azaleas and camellias.

- If you have Bermuda grass or zoysia grass lawns, now is the time to take a closer look at the lawn. If you see a layer of dead and living grass that seems to be woven together, that is thatch. If the thatch layer is 1/2 an inch thick, it's time to remove it from the lawn. Wait until the lawn is actively growing though. It may be at the end of this month or starting next month. After dethatching the lawn, fertilize and water it well.

- Over in the flower beds, it's a great time to divide the mums and start planting some of the early annuals.

- The potager garden allows us to spend more time outside as we begin our major plantings of nutritious vegetables. We can start seeds of bean, corn, southern peas, squash, melons, and cucumbers. Growing these vegetables from seeds is an economical way to stretch that food budget.

- It's time to transplant those tomatoes, peppers, and eggplants from pots into the garden now. Sweet potato slips can be started in late April.

In May, we continue to flutter from one part of the garden to the next. Some of the tasks at hand include:

- Those climbing roses have produced the first flush of fragrant gorgeous flowers. When this first flush of flowers has completed its show, it's time to prune them.
- Back over in the flower beds, we can continue to plant bedding plants. Now, it's time to take a closer look at least twice a week to look for insect problems.
- The potager is starting to take shape. We can dream up what we can cook with all of the great produce that our garden will produce just as soon as we finish planting okra seeds, sweet potato slips and any of the other vegetables we planted in April.

As we waltz into June, some of the garden tasks remain the same while there is a slight, but perceptual change beginning for our garden tasks as we start to do more maintenance of our plants. June tasks include:

- Continuing to plant beans, corn, southern peas, melons, and okra.
- In the flower bed, dead heading spent blooms will encourage more flowers to grow.
- Throughout our landscape we need to monitor for pests and diseases on the plants.
- The plants have been actively growing all of this time, so give them a mid-season boost with a water soluble fertilizer.
- Houseplants can be moved outside in a shaded area now. You will need to monitor them closely to provide them with the water they need.

April, May, and June are wonderfully active months in the garden. These months provide us with the weather to be active and get outside to grow nutritious food to cook and share. They also provide a time to use our imagination and create a beautiful space that can provide for all of our senses. Fly and flutter throughout your gardens and land softly in joy and peace.

A final tip from me: Use your sunscreen everyday 30 minutes before gardening.

For these tips and more, go to <https://www.aces.edu/blog/topics/lawn-garden/alabama-gardeners-calendar/>



# ACMGA Annual

## Plant Sale

By

Bionca Lindsey

We are getting it done. Our meetings have been on task, inclusive, and fun. We have shared ideas, changed a few things, and offered new ones. Speaking of new, this new endeavor (we come to your house and dig plants) has taken on a mind of its own. For me (your Chicago born friend) it has reiterated your great Southern Hospitality! Thank you, goes out to: Susan Clapp, Shannon Mayes, Glenda Harris, Janice Thayer, and Diane Wonderly. We have one other home on the schedule, Debbie Boutelier's. In addition, we must revisit a home with a little more muscle because the dig is in a strategic location. We have learned so much about each of you and really enjoyed the teamwork and meeting new friends.

Our village store will change this year and only offer items (crafts) made by Master Gardeners and their families instead of selling used items. I hope you will consider showing the community your other hidden skills. As far as getting the word out, we have advertised with the Chamber and on Facebook. Flyers are readily available for you to share with your groups and friends.

Please remember to get your plant items repotted by the end of March to allow the root system time to establish in the new containers. We can still use any of your unused plant containers, please bring them down to Prattvillage garden. Also, if you let us know in advance, we can pick up your plants/items. Just email or call Soyna or me to arrange for a pick-up. Don't forget to bring your boxes/wagons and most important-your plants!

Soyna and I really thank you for believing in us and appreciate the support you have given us. We hope to make you and our community proud.

NOTE:

Page 18 has plant Sale Intake Labels. Please print this page and fill out for your plants.

Page 19 has Plant Sale Customer Service guidelines. Please review prior to the plant sale.

<b>Plant Sale Intake Label</b>	<b>Plant Sale Intake Label</b>
Plant Common Name: <hr/>	Plant Common Name: <hr/>
Plant Scientific Name: <hr/>	Plant Scientific Name: <hr/>
Preferred growing area: Please circle one. Sun    Shade	Preferred growing area: Please circle one. Sun    Shade
Plant Flower/Bloom Color: <hr/>	Plant Flower/Bloom Color: <hr/>
Annual or Perennial (Please circle one)	Annual or Perennial (Please circle one)
Shrub or Tree (Please Circle one if applicable)	Shrub or Tree (Please Circle one if applicable)
Growing Size: (Please circle one) Small    Medium    Large	Growing Size: (Please circle one) Small    Medium    Large
Please attach a photo of plant	Please attach or send photo of plant
<b>Plant Sale Intake Label</b>	<b>Plant Sale Intake Label</b>
Plant Common Name: <hr/>	Plant Common Name: <hr/>
Plant Scientific Name: <hr/>	Plant Scientific Name: <hr/>
Preferred growing area: Please circle one. Sun    Shade	Preferred growing area: Please circle one. Sun    Shade
Plant Flower/Bloom Color: <hr/>	Plant Flower/Bloom Color: <hr/>
Annual or Perennial (Please circle one)	Annual or Perennial (Please circle one)
Shrub or Tree (Please Circle one if applicable)	Shrub or Tree (Please Circle one if applicable)
Growing Size: (Please circle one) Small    Medium    Large	Growing Size: (Please circle one) Small    Medium    Large
Please attach a photo of plant	Please attach a photo of plant in bloom

## Plant Sale - Customer Service:

Make eye contact with the customers. Ask “How may I help you?” or “Are you looking for anything specific?” In the past we have taken the customer’s name, cell number and emails with any plant requests. An assigned MG will follow up with the customer.

If they are looking for specific types of plants: veggies, shrubs, perennials, etc. stay with them as their personal assistant or pass them on to the MGs that are working in the specific areas.

If you continue working with that customer, you may make suggestions of companion plants to go along with their current selections (without being pushy).

Offer a tray, box or wagon for the customer’s selections.

Keep an eye out for other nearby customers that might need a tray or help. Ask an available MG if they can help the customer or tell the customer someone will help them shortly if no MGs are available at the moment.

If you get caught with a customer that just wants to talk, you can apologize and excuse yourself after three or four minutes to help someone else needing assistance. Tell the chaty customer you’ll be back to check on them. (Chances are they will move on to talk with someone else.)

## Ticket Writing:

You can start a sales ticket as soon as the customer has several items. Give the ticket to the customer if they prefer to shop alone. Draw a neat line across the page under the items you have totaled and initial. The next assisting MG will add additional items to the ticket and initial their total, too. The final MG should include and circle the Grand Total amount at the bottom of the ticket.

The easiest way to start and calculate a ticket is to start with the “cheapest like-priced plants”; count the number of items and make slash marks to count each item.

For example:

$$\$2 \times \text{|||||} = \$10$$

$$\$3 \times \text{||||} = \$12$$

$$\$5 \times \text{||} = \$10$$

Total all items thusly  $\$16 + \$12 + \$10 = \$38$  for the Grand total.

Finally, write “Thank you!” and add your initials or your name as you hand the complete ticket to the customer and direct them toward the cashier table.

Move on to your next customer without seeming rushed.

There are usually ticket writers near the gate closest to the cashiers that can total any rogue unfinished tickets.

The cashiers can also review the tickets to verify the ticket writer’s math.

It is important to be discreet with any corrections or in addressing any problems. It does not look good to make harsh comments in front of customers. All Master Gardeners should work as a Pleasant, Supportive Team Serving the Community!



Darlene Blumentritt (Intern), Soyna Moore, Thomas Miller (Intern) at Glenda Harris's house for our 2nd dig. Glenda had a variety of house plants. We love when our interns join the fun!



Rose McCauley, Tom and Soyna Moore, Bionca Lindsey and Vickie Williams at Janice Thayer's house, working on our 3rd dig. This was a good time and we were pleased to have Sonya's husband Tom helping us.

Michael Camire (Intern), Soyna Moore and Bionca Lindsey at Shannon Mayes' House for our very first actual dig. Shannon showed us what to do and we went to work.



# ACES Garden Pest Articles

By

John Carrick



Now that spring has arrived, I have been reading up on pest management in the garden. In particular, I have been researching how to attract “good” bugs, while keeping the “bad” bugs under control.

I found some extremely informative articles on the ACES web site that might be of interest to anyone looking at pest control in the garden.

The ACES web site has a wealth of information. I found the two following web pages to be extremely helpful:



## Garden Bugs: Insect Pest Management in Home Vegetable Gardens

I found this article to be extremely informative. This article covers items such as the use of trap plants, crop rotation, soil health. There is also a really good discussion of Beneficial Insects and how to attract these insects to your garden. There is also an informative discussion of bad pests and techniques on how to control them.

Link: <https://www.aces.edu/blog/topics/lawn-garden/garden-bugs-insect-pest-management-in-home-vegetable-gardens/>



## ANR-2283

Series of articles on flowers that attract beneficial insects and various discussions on beneficial insects.

Link: <https://www.aces.edu/blog/topics/lawn-garden/garden-bugs-insect-pest-management-in-home-vegetable-gardens/>

# PVG Report

By

Jane McCarthy and Dian Owens

The Prattvillage Garden crew has been very busy since the first of the year. Besides the usual winter tasks of weeding, dead heading daffodils, and picking up windblown debris, we had other tasks.

- Compost from the compost experiment (created on site) was spread in the Pollinator Bed
- 40 rolls of pine straw were spread
- Layered oak leaf hydrangeas, sweet spire, spiderwort, etc. were dug up for the plant sale
- 2 large gardenias and 2 small boxwoods were relocated due to potential construction
- Roses, beautyberry, Japanese maple, crepe myrtles, etc. were pruned
- The new owner has scheduled the construction of a new front entrance to the Chapel



Spirea in foreground and wisteria in background—Both in full bloom mid-March.



Narcissus tazetta standing strong in late February.

Plant materials removed early March in preparation for a wider porch and steps installation.







Charlie French securing a load of pine straw in January for the PVG flowerbeds.

Pictures courtesy of Dian Owens.

# Meet Prattvillage new owners!

By

Lori Terrell

The Prattvillage Garden has new owners. Danny and Tyler Strock have recently purchased Old Prattvillage, that includes the Prattvillage Garden that the Autauga County Extension Master Gardeners have been maintaining for almost 30 years. This father and son team plan to continue to support ACMGA's efforts to provide a peaceful haven for all who wander through the garden. They are planning some renovations of the beloved Prattvillage Chapel that will enhance and improve it for visitors for years to come. We hope the partnership between the Strocks and ACMGA will be a long and happy one.



Pictured Danny and Tyler Strock

Photo by Lori Bock Terrell

# Upcoming Birthdays



## APRIL

Marty French 04/03  
Kathy Quinn 04/06  
Lanell Tatum 04/25

## MAY


Elijah Pugh 05/04  
Carol Pearson 05/07  
Anne Carr 05/11  
Xavier Lewis 05/14  
Susan Clapp 05/14  
Glenn Nichols 05/14  
Linda Barry 05/19  
JC Schofield 05/21  
Ange Trimble 05/23  
Ed Clapp 05/24

“The great thing about getting older is that you don’t lose all the other ages you’ve been”

Madeleine L’Engle

## JUNE

Kim Huggins 06/04  
Nancy Waggoner 06/05  
Karen Powell 06/08  
Michael Camire 06/10  
Julie Freeland 06/17  
Thomas Miller 06/18  
Patrick Cook 06/20  
Paula Wyatt 06/20  
Cathy Hartman 06/22  
Lynda Edwards 06/23  
Dian Owens 06/23



# Editors Corner

John Carrick



Spring is finally here. I always enjoy the arrival of spring. The days begin to lengthen and warm. It's the perfect time to be outside gardening. I hope everyone has an enjoyable and fruitful growing season this year.

Thank you to everyone who has submitted articles and pictures to be published in the Dirty Digs Newsletter.

I would love to receive articles from all of our ACMGA members, particularly some of our MG interns. This can be a great way to build up your volunteer hours.

When submitting an article, if possible, please do NOT send a PDF. Please send the article text or a Word document if you have it. The only reliable way I can include the contents of a PDF document is to take screen shots of document pages. Not an ideal option, as I cannot make any corrections (e.g., typos, grammar, etc.) if needed. Thank you in advance for your consideration.

Finally, I would like to wish everyone a Happy Easter. Easter is a time of great joy, renewal, and hope.

He is not here; for he has risen...—Matthew 28:6

Please email any web site related items to: [web@autaugamastergardeners.org](mailto:web@autaugamastergardeners.org)

If you have any articles, pictures, etc., to be included in the Dirty Digs newsletter, please email them to: [dd@autaugamastergardeners.com](mailto:dd@autaugamastergardeners.com)

Newsletter feedback and suggestions are always welcome.

May God continue to Bless each and every one of you.

Johnny

## Autauga County Master Gardeners Association

Autauga County Extension Office

2226 AL-14 W, Suite E  
Autaugaville, AL 36003

Phone: 334-361-7273



### *Autauga County Master Gardener Volunteers are...*

**Motivated** – to share their knowledge and expertise.

**Accessible** – to other Master Gardeners, horticulture and Extension professionals, and the public.

**Service-oriented** – to enhance their communities and the environment.

**Trained** – by Cooperative Extension in current horticultural practices.

**Excited** – about meeting other people who enjoy gardening.

**Research ambassadors** – who provide cutting-edge horticultural information to consumers.

**Next Issue June 30th**  
Please submit articles, no later than June 15

Prattvillage Garden  
139 1st Street, Prattville, AL 36067

Images courtesy of Wikimedia Commons  
<https://commons.wikimedia.org/>

You can reserve the garden for an event—contact Dian Owens

Honor Bricks:  
<https://donationbricks.com/acmga>



AMGA Event Page:  
<https://mg.aces.edu/autauga/events-calendar>

